


# CeraEdge™ Creping Blade Safety Instructions





Quality control is 100% priority during manufacturing on all CeraEdge creping blades. Once the product reaches the customer to ensure safety and optimum performance, the CeraEdge creping blade must be handled with care.

### Please Follow These Guidelines:

- Store blade inventory in dry conditions
- Wear protective gloves when handling the blade
- Use two gloved hands when removing the blade from the packaging
- Avoid touching the unprotected coating
- Avoid carrying the blade on your own
- Depending on the blade length use a minimum of two people to carry the blade
- Do not step on the blade
- Insert blade into holder with thermal spray tip and label facing Yankee
- Install blade into holder with edge protection still intact
- Ensure blade is correctly installed and then remove edge protection before loading the blade

**NOTE:** Please follow your company's safety procedures whenever working with Kadant products and read all of the instructions completely before proceeding.



<b>Kadant Solutions Division</b>		<b>YANKEE SIDE</b> 
Order#	Customer:	
Our Item#	Description: TYPE A CERAEDGE L .050 X 4.5 X 225 BEV 80	
Serial #	 168898CER006	

*Follow the arrows to insert the blade correctly facing the Yankee*